



## Hullbridge Parish Council Incident Analysis

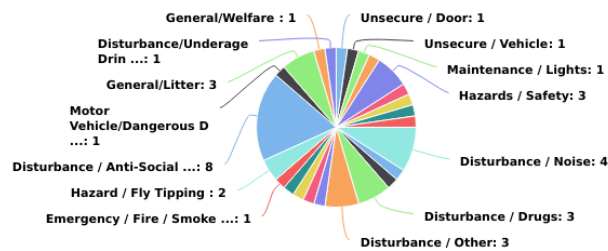
05-05-2024 - 30-11-2024

# Multi-dimension Overview

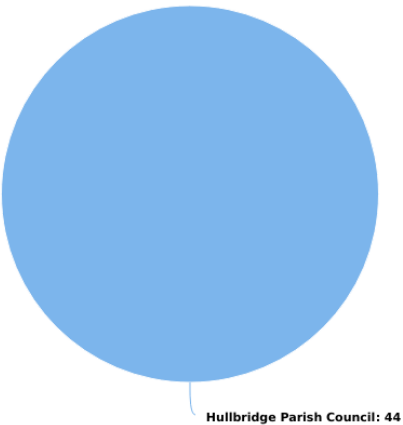
05-05-2024 - 30-11-2024



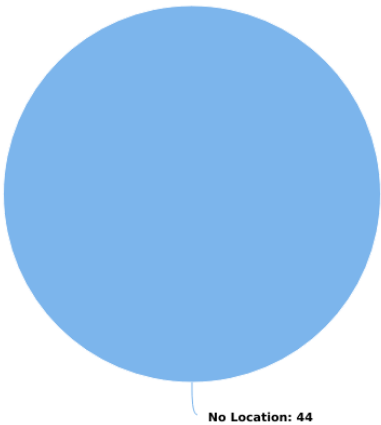
Incident Category



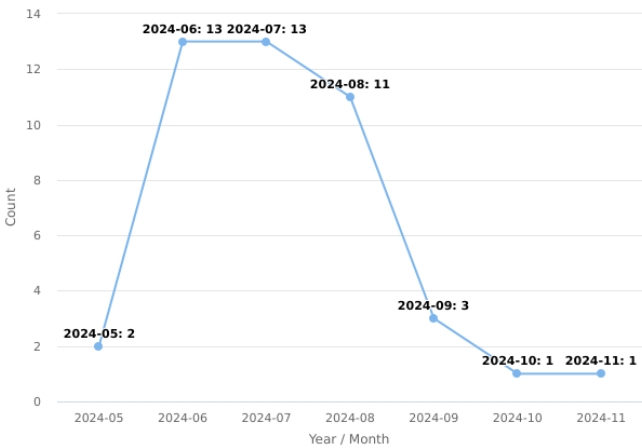
Account



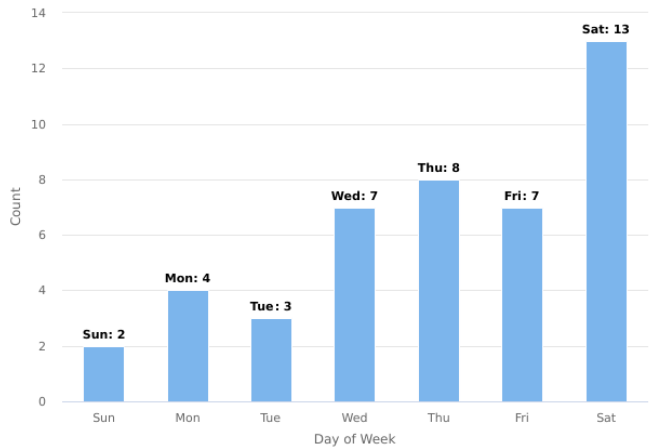
On-Premise Site Location



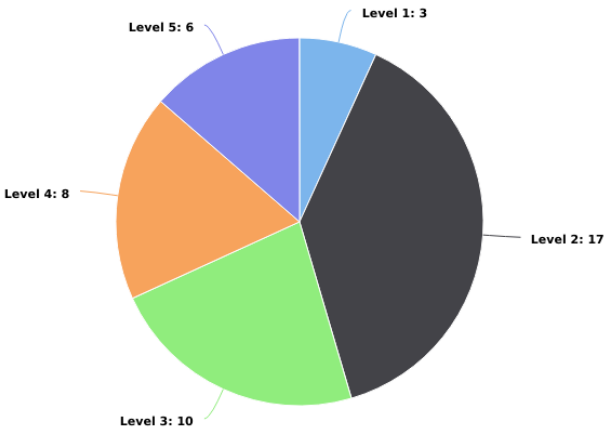
Year / Month



Day of Week

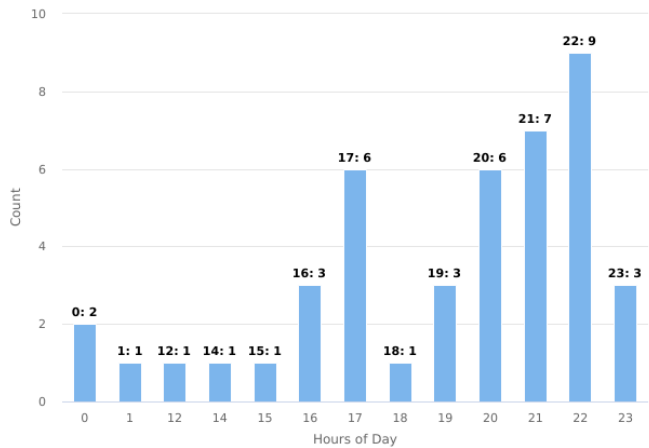


Incident Severity Level (1-5)





Hours of Day



# Incident Category by Day of Week

05-05-2024 - 30-11-2024



Incident Category	Sun	Mon	Tue	Wed	Thu	Fri	Sat	Total
Unsecure / Door					1			1
Unsecure / Vehicle					1			1
Maintenance / Lights					1			1
Hazards / Fire						1		1
Hazards / Safety			1	1	1			3
Hazards / Health	1							1
Theft / Robbery					1			1
Assault / Sexual						1		1
Disturbance / Loitering		1						1
Disturbance / Noise				1			3	4
Disturbance / Suspicious Activity				1				1
Disturbance / Alcohol Offence		1						1
Disturbance / Drugs				1		1	1	3
Disturbance / Other					2		1	3
General / Garbage							1	1
General / Other						1		1
Motor Vehicle / Parking						1		1
Motor Vehicle / Other							1	1
Emergency / Fire / Smoke Report							1	1
Hazard / Fly Tipping			1				1	2
Disturbance / Anti-Social Behaviour		2		1		2	3	8
Motor Vehicle/Dangerous Driving					1			1
General/Litter	1		1	1				3
General/Welfare				1				1
Disturbance/Underage Drinking							1	1
Total	2	4	3	7	8	7	13	44

# Incident Category by Month

05-05-2024 - 30-11-2024



Incident Category	May	Jun	Jul	Aug	Sep	Oct	Nov	Total
Unsecure / Door	1							1
Unsecure / Vehicle		1						1
Maintenance / Lights				1				1
Hazards / Fire				1				1
Hazards / Safety			2	1				3
Hazards / Health			1					1
Theft / Robbery			1					1
Assault / Sexual					1			1
Disturbance / Loitering				1				1
Disturbance / Noise		3	1					4
Disturbance / Suspicious Activity		1						1
Disturbance / Alcohol Offence	1							1
Disturbance / Drugs			2			1		3
Disturbance / Other		2		1				3
General / Garbage		1						1
General / Other							1	1
Motor Vehicle / Parking			1					1
Motor Vehicle / Other		1						1
Emergency / Fire / Smoke Report		1						1
Hazard / Fly Tipping			1	1				2
Disturbance / Anti-Social Behaviour		1	1	4	2			8
Motor Vehicle/Dangerous Driving				1				1
General/Litter			3					3
General/Welfare		1						1
Disturbance/Underage Drinking		1						1
Total	2	13	13	11	3	1	1	44

# Incident Location by Day of Week

05-05-2024 - 30-11-2024



On-Premise Site Location	Sun	Mon	Tue	Wed	Thu	Fri	Sat	Total
No Location	2	4	3	7	8	7	13	44
Total	2	4	3	7	8	7	13	44

# Incident Location by Month

05-05-2024 - 30-11-2024



On-Premise Site Location	May	Jun	Jul	Aug	Sep	Oct	Nov	Total
No Location	2	13	13	11	3	1	1	44
Total	2	13	13	11	3	1	1	44