



## Hullbridge Parish Council Incident Analysis

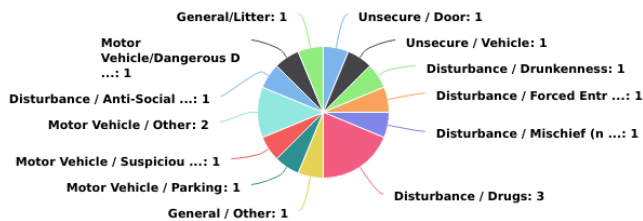
01-10-2024 - 31-03-2025

# Multi-dimension Overview

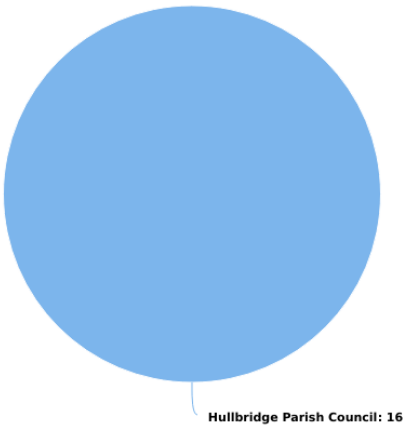
01-10-2024 - 31-03-2025



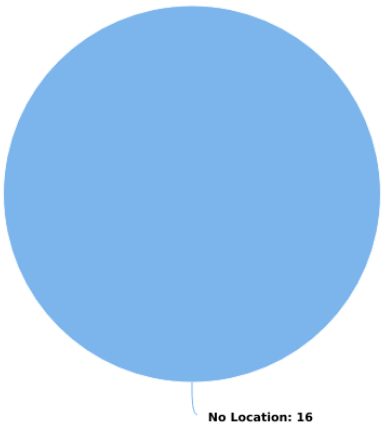
## Incident Category



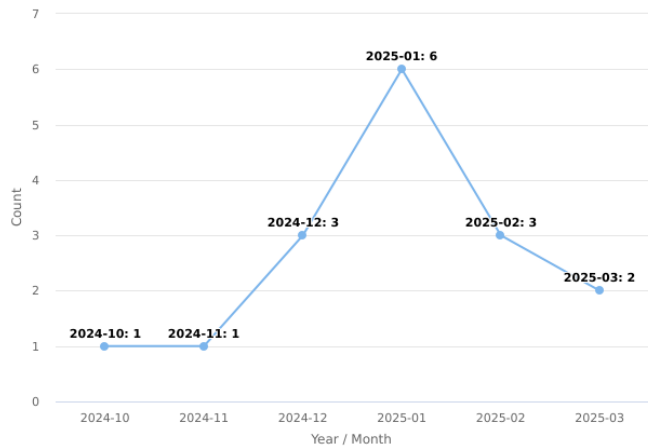
## Account



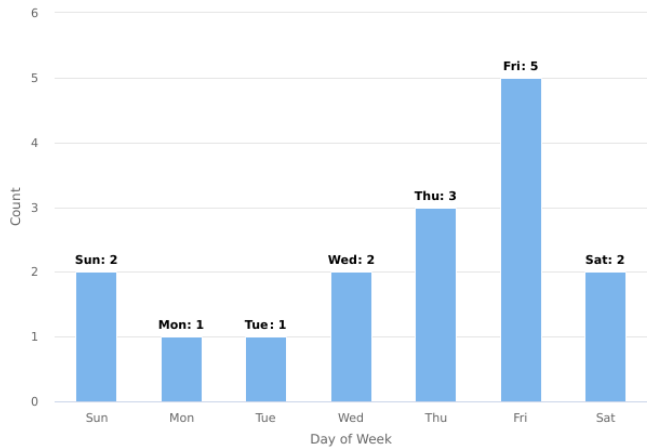
## On-Premise Site Location



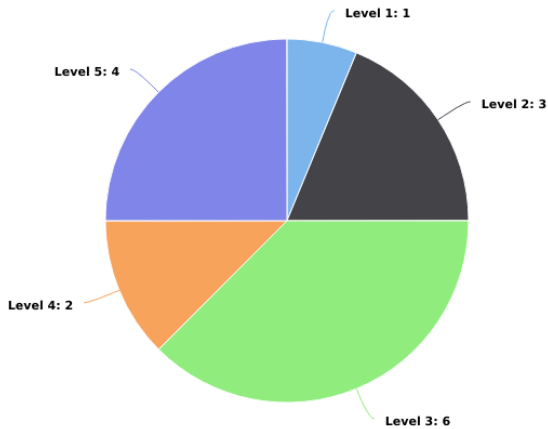
## Year / Month



## Day of Week



## Incident Severity Level (1-5)

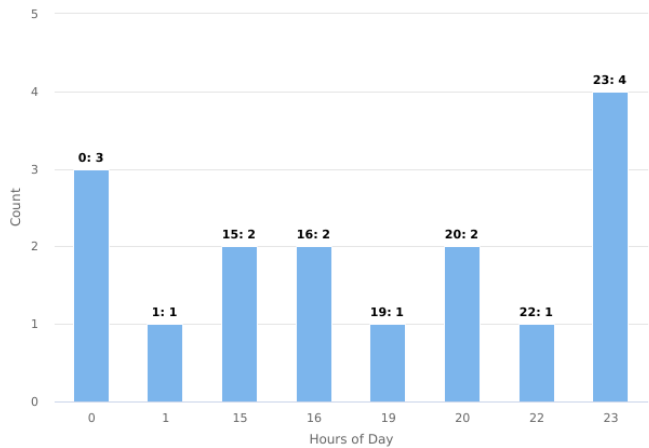


# Multi-dimension Overview

01-10-2024 - 31-03-2025



Hours of Day



# Incident Category by Day of Week

01-10-2024 - 31-03-2025



Incident Category	Sun	Mon	Tue	Wed	Thu	Fri	Sat	Total
Unsecure / Door	1							1
Unsecure / Vehicle						1		1
Disturbance / Drunkenness				1				1
Disturbance / Forced Entry		1						1
Disturbance / Mischief (nuisance)							1	1
Disturbance / Drugs						2	1	3
General / Other						1		1
Motor Vehicle / Parking			1					1
Motor Vehicle / Suspicious						1		1
Motor Vehicle / Other					2			2
Disturbance / Anti-Social Behaviour					1			1
Motor Vehicle/Dangerous Driving				1				1
General/Litter	1							1
Total	2	1	1	2	3	5	2	16

# Incident Category by Month

01-10-2024 - 31-03-2025



Incident Category	Jan	Feb	Mar	Oct	Nov	Dec	Total
Unsecure / Door		1					1
Unsecure / Vehicle						1	1
Disturbance / Drunkenness	1						1
Disturbance / Forced Entry		1					1
Disturbance / Mischief (nuisance)			1				1
Disturbance / Drugs	1			1		1	3
General / Other					1		1
Motor Vehicle / Parking		1					1
Motor Vehicle / Suspicious						1	1
Motor Vehicle / Other	2						2
Disturbance / Anti-Social Behaviour			1				1
Motor Vehicle/Dangerous Driving	1						1
General/Litter	1						1
Total	6	3	2	1	1	3	16

# Incident Location by Day of Week

01-10-2024 - 31-03-2025



On-Premise Site Location	Sun	Mon	Tue	Wed	Thu	Fri	Sat	Total
No Location	2	1	1	2	3	5	2	16
Total	2	1	1	2	3	5	2	16

# Incident Location by Month

01-10-2024 - 31-03-2025



On-Premise Site Location	Jan	Feb	Mar	Oct	Nov	Dec	Total
No Location	6	3	2	1	1	3	16
Total	6	3	2	1	1	3	16