



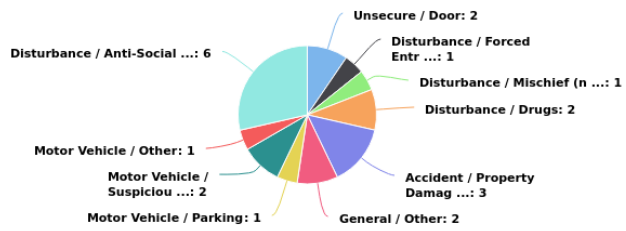
Hullbridge Parish Council Incident Analysis 01-02-2025 - 31-07-2025

Multi-dimension Overview

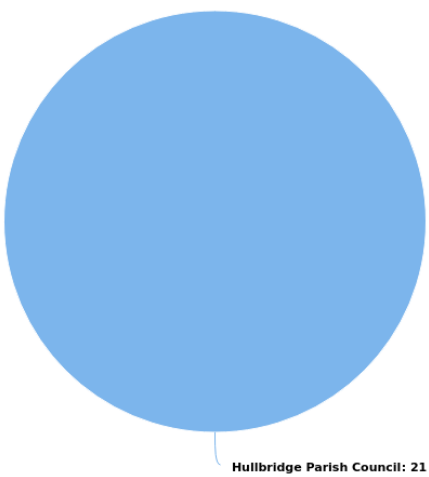
01-02-2025 - 31-07-2025



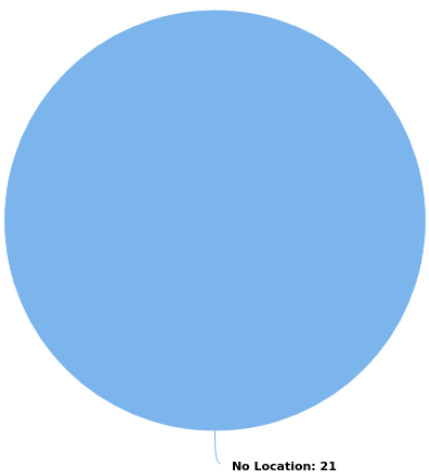
Incident Category



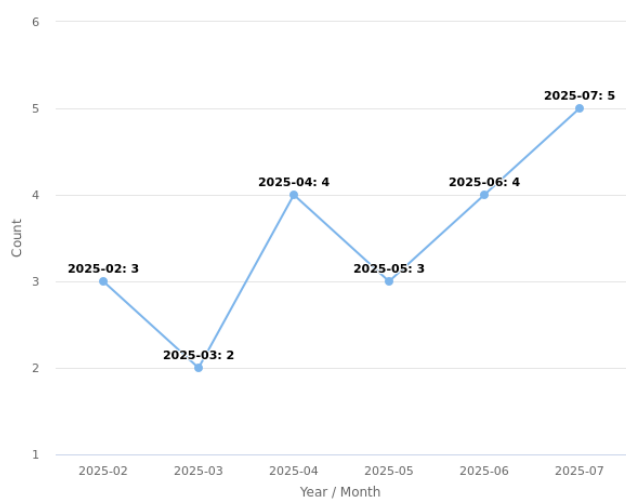
Account



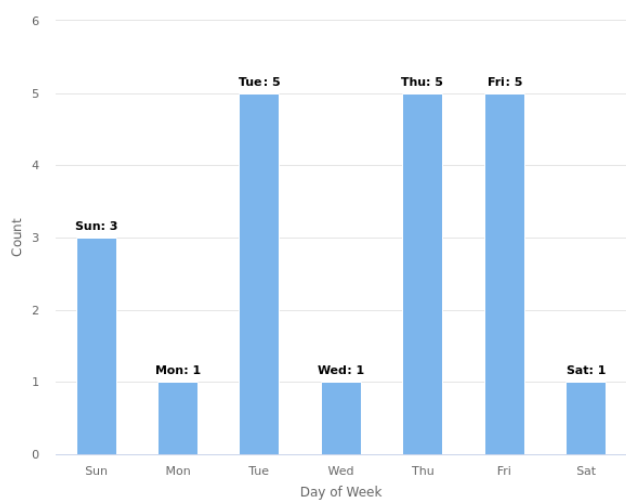
On-Premise Site Location



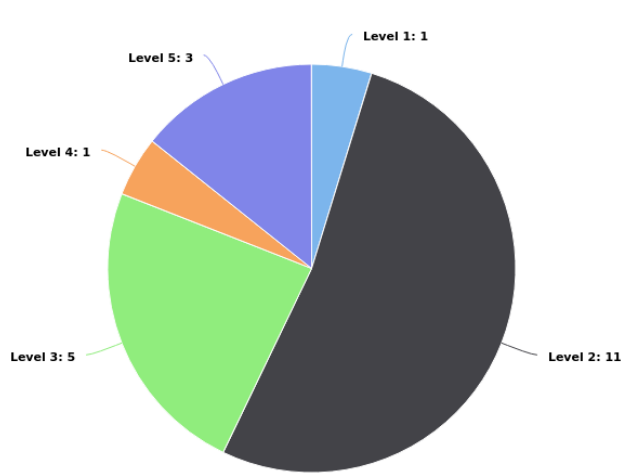
Year / Month



Day of Week



Incident Severity Level (1-5)

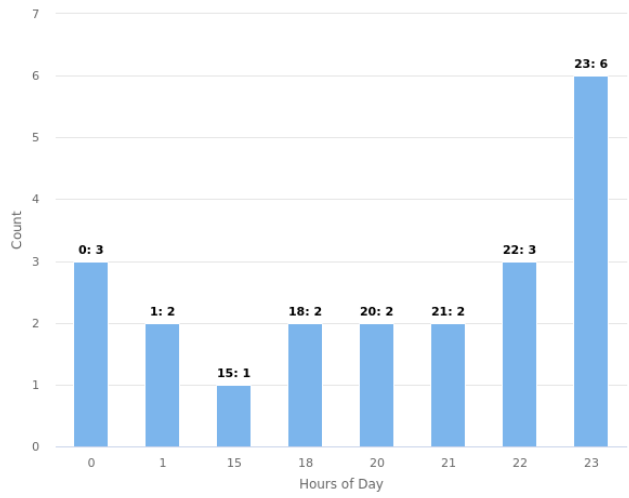


Multi-dimension Overview

01-02-2025 - 31-07-2025



Hours of Day



Incident Category by Day of Week

01-02-2025 - 31-07-2025



Incident Category	Sun	Mon	Tue	Wed	Thu	Fri	Sat	Total
Unsecure / Door	1					1		2
Disturbance / Forced Entry		1						1
Disturbance / Mischief (nuisance)							1	1
Disturbance / Drugs			1			1		2
Accident / Property Damage			1		2			3
General / Other	1				1			2
Motor Vehicle / Parking			1					1
Motor Vehicle / Suspicious	1				1			2
Motor Vehicle / Other			1					1
Disturbance / Anti-Social Behaviour			1	1	1	3		6
Total	3	1	5	1	5	5	1	21

Incident Category by Month

01-02-2025 - 31-07-2025



Incident Category	Feb	Mar	Apr	May	Jun	Jul	Total
Unsecure / Door	1		1				2
Disturbance / Forced Entry	1						1
Disturbance / Mischief (nuisance)		1					1
Disturbance / Drugs					1	1	2
Accident / Property Damage					1	2	3
General / Other				1	1		2
Motor Vehicle / Parking	1						1
Motor Vehicle / Suspicious			1			1	2
Motor Vehicle / Other			1				1
Disturbance / Anti-Social Behaviour		1	1	2	1	1	6
Total	3	2	4	3	4	5	21

Incident Location by Day of Week

01-02-2025 - 31-07-2025



On-Premise Site Location	Sun	Mon	Tue	Wed	Thu	Fri	Sat	Total
No Location	3	1	5	1	5	5	1	21
Total	3	1	5	1	5	5	1	21

Incident Location by Month

01-02-2025 - 31-07-2025



On-Premise Site Location	Feb	Mar	Apr	May	Jun	Jul	Total
No Location	3	2	4	3	4	5	21
Total	3	2	4	3	4	5	21