



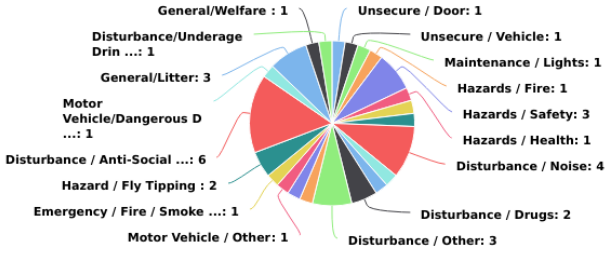
Hullbridge Parish Council Incident Analysis 05-05-2024 - 31-08-2024

Multi-dimension Overview

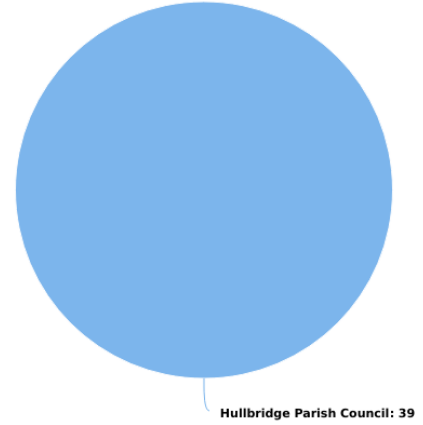
05-05-2024 - 31-08-2024



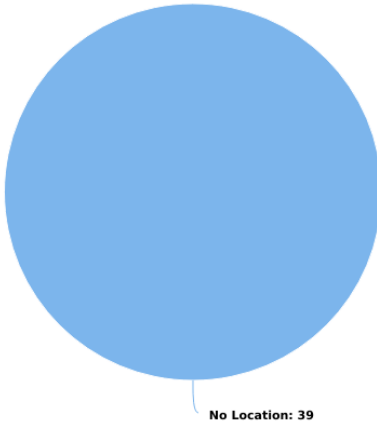
Incident Category



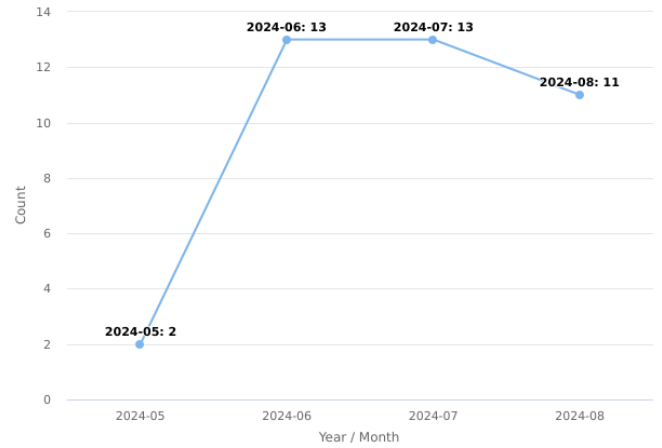
Account



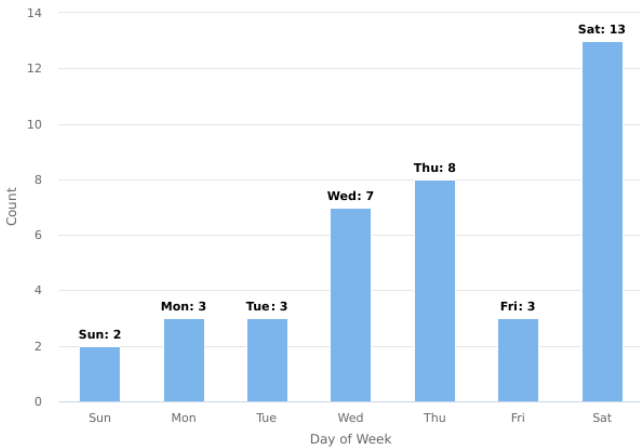
On-Premise Site Location



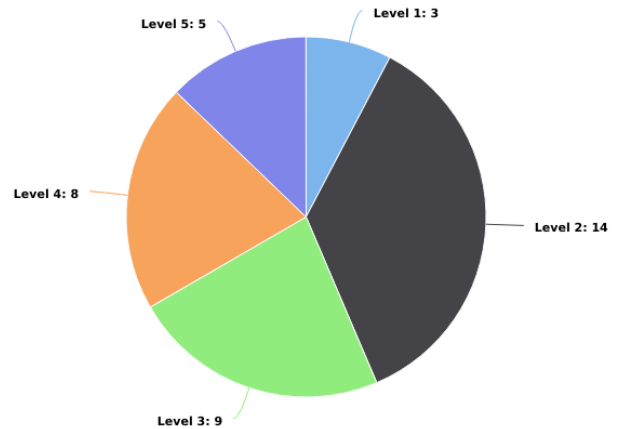
Year / Month



Day of Week



Incident Severity Level (1-5)

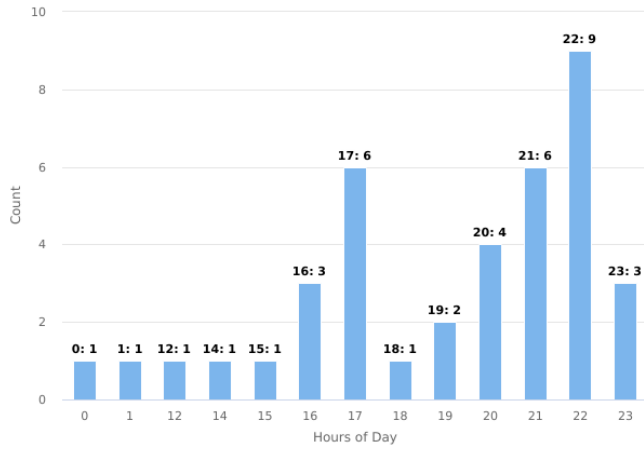


Multi-dimension Overview

05-05-2024 - 31-08-2024



Hours of Day



Incident Category by Day of Week

05-05-2024 - 31-08-2024



Incident Category	Sun	Mon	Tue	Wed	Thu	Fri	Sat	Total
Unsecure / Door					1			1
Unsecure / Vehicle					1			1
Maintenance / Lights					1			1
Hazards / Fire						1		1
Hazards / Safety			1	1	1			3
Hazards / Health	1							1
Theft / Robbery					1			1
Disturbance / Loitering		1						1
Disturbance / Noise				1			3	4
Disturbance / Suspicious Activity				1				1
Disturbance / Alcohol Offence		1						1
Disturbance / Drugs				1			1	2
Disturbance / Other					2		1	3
General / Garbage							1	1
Motor Vehicle / Parking						1		1
Motor Vehicle / Other							1	1
Emergency / Fire / Smoke Report							1	1
Hazard / Fly Tipping			1				1	2
Disturbance / Anti-Social Behaviour		1		1		1	3	6
Motor Vehicle/Dangerous Driving					1			1
General/Litter	1		1	1				3
General/Welfare				1				1
Disturbance/Underage Drinking							1	1
Total	2	3	3	7	8	3	13	39

Incident Category by Month

05-05-2024 - 31-08-2024



Incident Category	May	Jun	Jul	Aug	Total
Unsecure / Door	1				1
Unsecure / Vehicle		1			1
Maintenance / Lights				1	1
Hazards / Fire				1	1
Hazards / Safety			2	1	3
Hazards / Health			1		1
Theft / Robbery			1		1
Disturbance / Loitering				1	1
Disturbance / Noise		3	1		4
Disturbance / Suspicious Activity		1			1
Disturbance / Alcohol Offence	1				1
Disturbance / Drugs			2		2
Disturbance / Other		2		1	3
General / Garbage		1			1
Motor Vehicle / Parking			1		1
Motor Vehicle / Other		1			1
Emergency / Fire / Smoke Report		1			1
Hazard / Fly Tipping			1	1	2
Disturbance / Anti-Social Behaviour		1	1	4	6
Motor Vehicle/Dangerous Driving				1	1
General/Litter			3		3
General/Welfare		1			1
Disturbance/Underage Drinking		1			1
Total	2	13	13	11	39

Incident Location by Day of Week

05-05-2024 - 31-08-2024



On-Premise Site Location	Sun	Mon	Tue	Wed	Thu	Fri	Sat	Total
No Location	2	3	3	7	8	3	13	39
Total	2	3	3	7	8	3	13	39

Incident Location by Month

05-05-2024 - 31-08-2024



On-Premise Site Location	May	Jun	Jul	Aug	Total
No Location	2	13	13	11	39
Total	2	13	13	11	39