



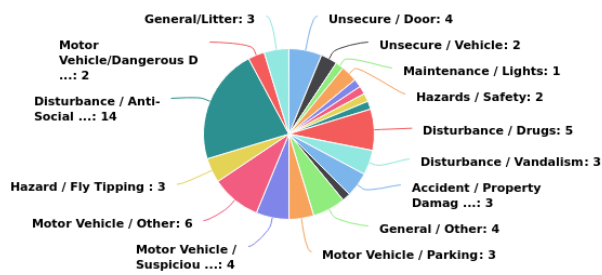
## Hullbridge Parish Council Incident Analysis 01-01-2025 - 31-12-2025

# Multi-dimension Overview

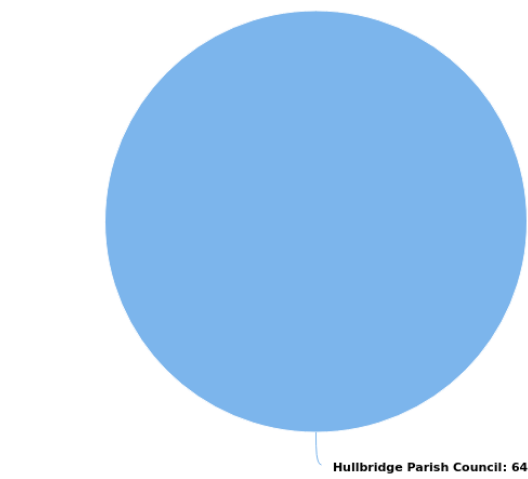
01-01-2025 - 31-12-2025



## Incident Category



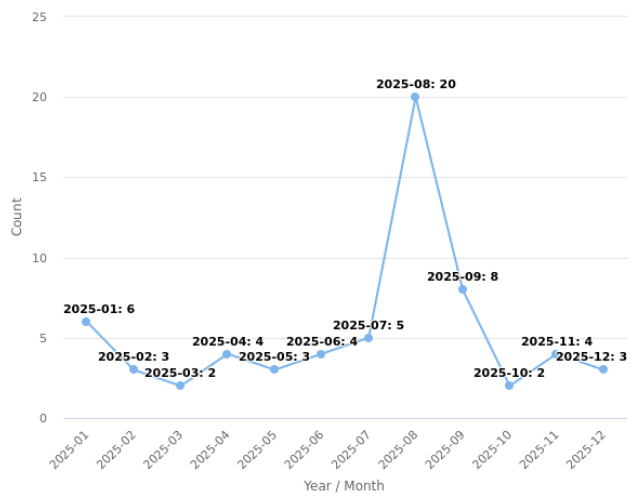
## Account



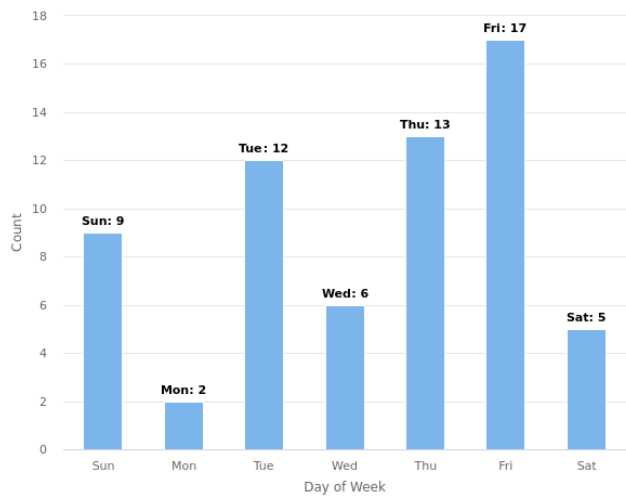
## On-Premise Site Location



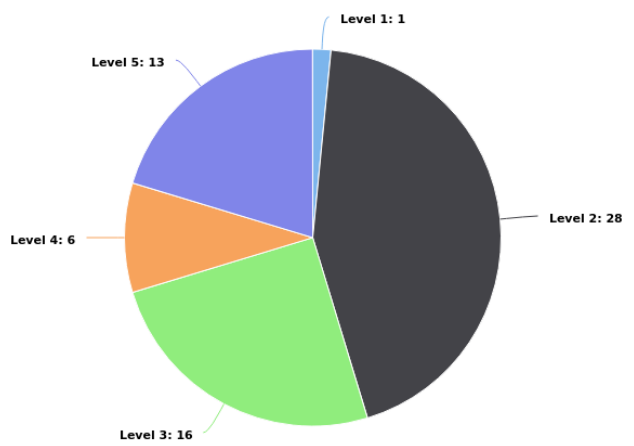
## Year / Month



## Day of Week



## Incident Severity Level (1-5)

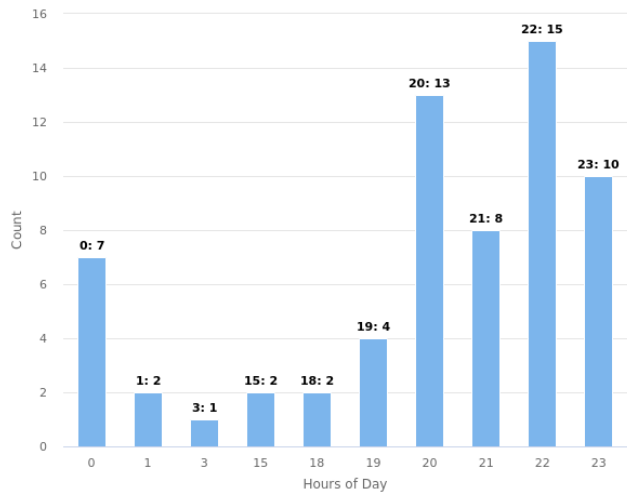


# Multi-dimension Overview

01-01-2025 - 31-12-2025



Hours of Day



# Incident Category by Day of Week

01-01-2025 - 31-12-2025



Incident Category	Sun	Mon	Tue	Wed	Thu	Fri	Sat	Total
Unsecure / Door	1					3		4
Unsecure / Vehicle					1	1		2
Maintenance / Lights					1			1
Hazards / Safety	1		1					2
Disturbance / Drunkenness				1				1
Disturbance / Forced Entry		1						1
Disturbance / Suspicious Activity					1			1
Disturbance / Mischief (nuisance)							1	1
Disturbance / Drugs			1			3	1	5
Disturbance / Vandalism	1		2					3
Accident / Property Damage			1		2			3
General / Complaint						1		1
General / Other	2	1			1			4
Motor Vehicle / Parking			1		1	1		3
Motor Vehicle / Suspicious	1				1	1	1	4
Motor Vehicle / Other			1	1	2	1	1	6
Hazard / Fly Tipping			1			2		3
Disturbance / Anti-Social Behaviour			4	3	2	4	1	14
Motor Vehicle/Dangerous Driving				1	1			2
General/Litter	3							3
Total	9	2	12	6	13	17	5	64

# Incident Category by Month

01-01-2025 - 31-12-2025



Incident Category	Jan	Feb	Mar	Apr	May	Jun	Jul	Aug	Sep	Oct	Nov	Dec	Total
Unsecure / Door		1		1				1	1				4
Unsecure / Vehicle									1		1		2
Maintenance / Lights											1		1
Hazards / Safety									1	1			2
Disturbance / Drunkenness	1												1
Disturbance / Forced Entry		1											1
Disturbance / Suspicious Activity									1				1
Disturbance / Mischief (nuisance)			1										1
Disturbance / Drugs	1					1	1	1				1	5
Disturbance / Vandalism								2	1				3
Accident / Property Damage						1	2						3
General / Complaint										1			1
General / Other					1	1		2					4
Motor Vehicle / Parking		1						2					3
Motor Vehicle / Suspicious				1			1	1	1				4
Motor Vehicle / Other	2			1				2				1	6
Hazard / Fly Tipping									2		1		3
Disturbance / Anti-Social Behaviour			1	1	2	1	1	7				1	14
Motor Vehicle/Dangerous Driving	1							1					2
General/Litter	1							1			1		3
Total	6	3	2	4	3	4	5	20	8	2	4	3	64

# Incident Location by Day of Week

01-01-2025 - 31-12-2025



On-Premise Site Location	Sun	Mon	Tue	Wed	Thu	Fri	Sat	Total
No Location	9	2	12	6	13	17	5	64
Total	9	2	12	6	13	17	5	64

# Incident Location by Month

01-01-2025 - 31-12-2025



On-Premise Site Location	Jan	Feb	Mar	Apr	May	Jun	Jul	Aug	Sep	Oct	Nov	Dec	Total
No Location	6	3	2	4	3	4	5	20	8	2	4	3	64
Total	6	3	2	4	3	4	5	20	8	2	4	3	64