



Hullbridge Parish Council Incident Analysis

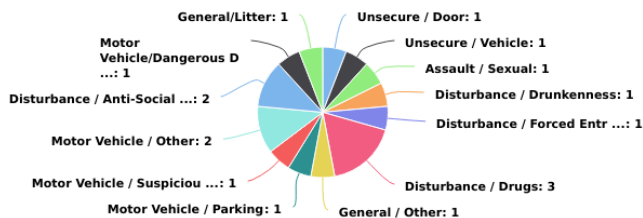
01-09-2024 - 28-02-2025

Multi-dimension Overview

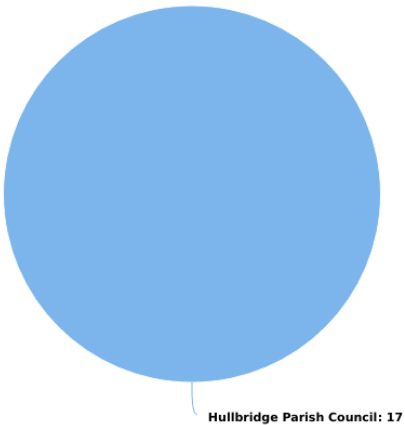
01-09-2024 - 28-02-2025



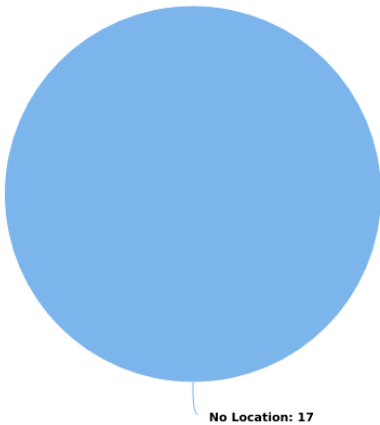
Incident Category



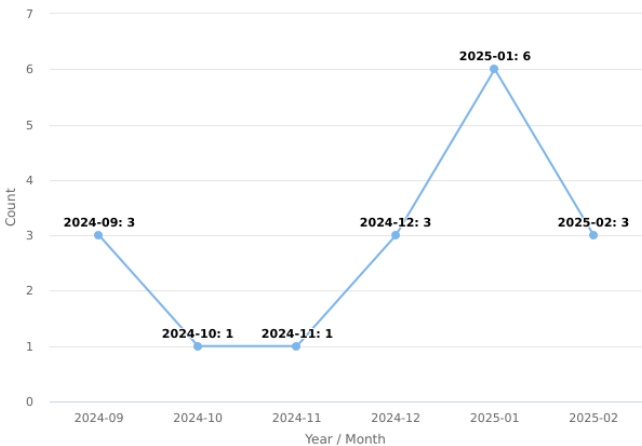
Account



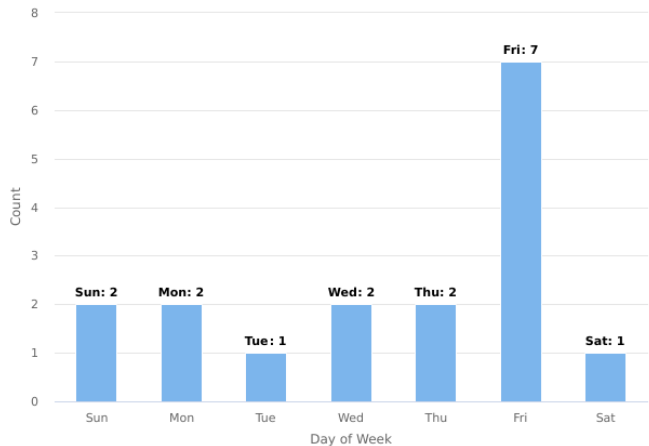
On-Premise Site Location



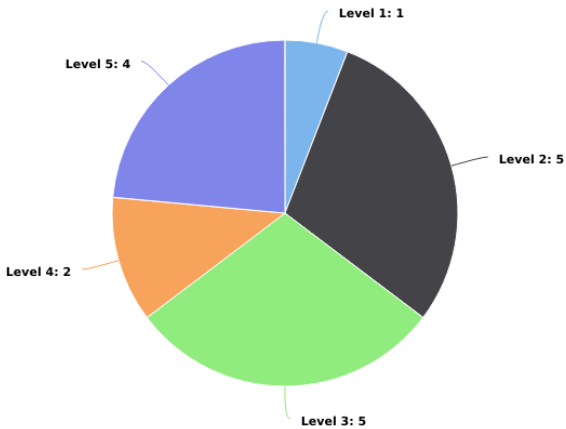
Year / Month



Day of Week

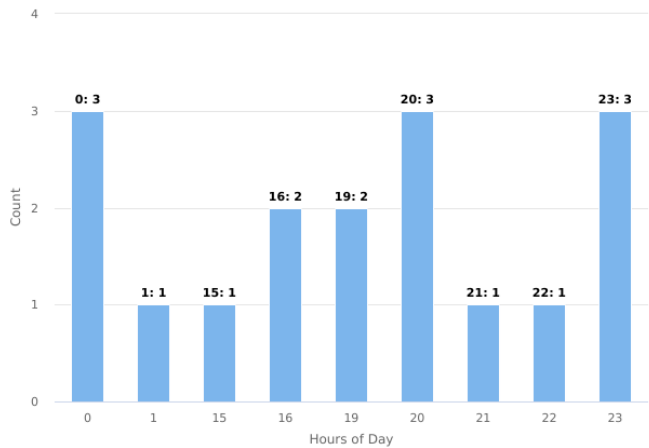


Incident Severity Level (1-5)





Hours of Day



Incident Category by Day of Week

01-09-2024 - 28-02-2025



Incident Category	Sun	Mon	Tue	Wed	Thu	Fri	Sat	Total
Unsecure / Door	1							1
Unsecure / Vehicle						1		1
Assault / Sexual						1		1
Disturbance / Drunkenness				1				1
Disturbance / Forced Entry		1						1
Disturbance / Drugs						2	1	3
General / Other						1		1
Motor Vehicle / Parking			1					1
Motor Vehicle / Suspicious						1		1
Motor Vehicle / Other					2			2
Disturbance / Anti-Social Behaviour		1				1		2
Motor Vehicle/Dangerous Driving				1				1
General/Litter	1							1
Total	2	2	1	2	2	7	1	17

Incident Category by Month

01-09-2024 - 28-02-2025



Incident Category	Jan	Feb	Sep	Oct	Nov	Dec	Total
Unsecure / Door		1					1
Unsecure / Vehicle						1	1
Assault / Sexual			1				1
Disturbance / Drunkenness	1						1
Disturbance / Forced Entry		1					1
Disturbance / Drugs	1			1		1	3
General / Other					1		1
Motor Vehicle / Parking		1					1
Motor Vehicle / Suspicious						1	1
Motor Vehicle / Other	2						2
Disturbance / Anti-Social Behaviour			2				2
Motor Vehicle/Dangerous Driving	1						1
General/Litter	1						1
Total	6	3	3	1	1	3	17

Incident Location by Day of Week

01-09-2024 - 28-02-2025



On-Premise Site Location	Sun	Mon	Tue	Wed	Thu	Fri	Sat	Total
No Location	2	2	1	2	2	7	1	17
Total	2	2	1	2	2	7	1	17

Incident Location by Month

01-09-2024 - 28-02-2025



On-Premise Site Location	Jan	Feb	Sep	Oct	Nov	Dec	Total
No Location	6	3	3	1	1	3	17
Total	6	3	3	1	1	3	17